



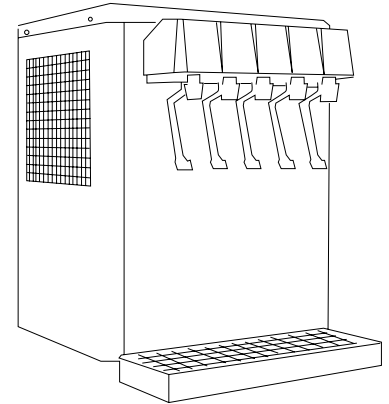
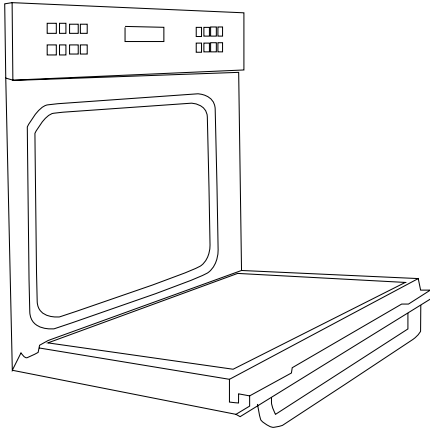
INDUSTRIAL COMPONENT HARDWARE

*FOOD + BEVERAGE
EQUIPMENT APPLICATIONS*

Food and Beverage Equipment Applications



COMPONENT



Serving Other Industries

MEDICAL DEVICE

FOOD EQUIPMENT

TRANSPORTATION

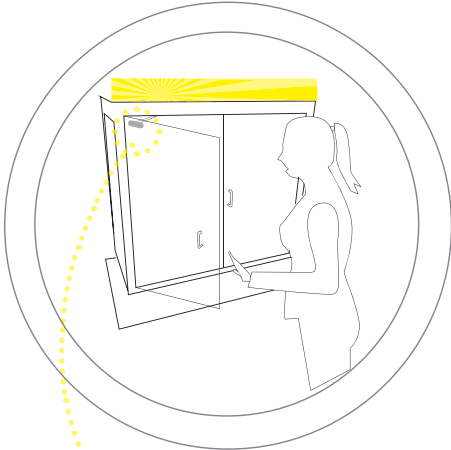
AEROSPACE

APPLIANCE

ELECTRONIC

MARINE

Application Examples

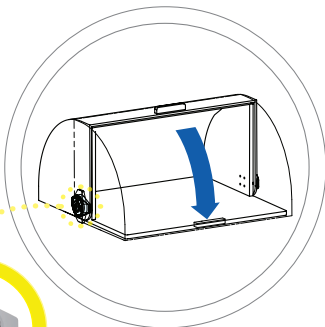


HDS-ARDC Cabinet Door Closer

The HDS-Closer utilizes Sugatsune's patented Lapcon damping technology which provides a smooth and soft closing feature to prevent slamming doors and designed for minimal hardware visibility.



UDD & UDH Disk and Torque Damper



Please see our 185 catalog for our full line of products
* Not NSF Certified

INDEX

4-6	HINGES
6	DRAWER SLIDES
7	CATCHES & LATCHES
8	HINGES
9	DAMPERS, BRACKETS
10	LID SUPPORTS
11-12	HOOKS
12	LIDS & GROMMETS

HINGES

	Image	Product	Description
Spring Hinges		HG-SHL	1 Million cycle tested high durability spring hinge.
Concealed Hinges		304B	Stainless Steel cup hinge. Available sizes for inset and overlay applications.
		J95	Heavy duty concealed hinge (Max weight: 88 lbs/3 hinges).
		HES3D Series	Family of concealed hinges (3/4" - 1 1/2" doors) that can hold up to 200lbs doors.
Torque Hinges		HG-ITJ4080	Small profile adjustable torque hinge.
		HG-S	Swivel torque hinge with free stop function. Ideal for monitors and control panels.
		HG-KNT	Friction torque lift off hinge.
		HG-TS	Stainless steel friction torque hinge w/ free-stop between 0~180 degrees.
		HG-T30S15	Dual axis torque hinge w/ free-stop between 0° ~ 200° F degrees.
		HG-IT	Friction torque hinge with operating temperatures of 14° ~ 122° F
	Quick Release Hinges		HG-OTA45L HG-OTA45L
		HG-OT	Quick release hinges, easy to install and remove doors. Non-handed Available with holes and weld-on type

	Image	Product	Description
Damper Hinges		HG-JHM14	Soft close dampening hinge. Available with various torque specifications.
Detent Hinges		HG-YJ50	4-position detent hinge that support up to 2.6lbs/pair. Available in Black or Ivory.
		HG-MPS2	3-position detent hinge that support up to 2.2lbs/pair. Available in White or Black.
Lateral Hinges		LIN-X Series	4-way adjustable lateral door opening systems for doors up to 117 - 5/16" tall and weighing up to 198 lbs.
Glass Door Hinges		GH-34/0/S GH-34/8/S	Glass door hinge designed for 1/16~1/8" glass thickness. Weight max: 8.8 lbs/pair. Available in inset and half overlay.
		GS-G Series	Flat design hardware completely matches glass showcase. Easy adjustment after installation. Series includes: hinges, brackets and locks in several finishes
Table Top Hinges		SMH-83	Stainless steel table top hinge (Max :Weight 8.8lbs/pair).
Power Assist Hinges		HG-PA Series	Power assist hinge to reduce the effort to open the lid/door. External surface mounted. Soft closing. Adjustable to various torque settings
Butt Hinges		3535/SS	Stainless steel butt hinge (Max Weight: 55 lbs/pair).
		4040/SS	Stainless steel butt hinge (Max Weight: 88 lbs/pair).
		LSF	316 Stainless Steel construction ideal for harsh and highly corrosive environments. Available in 4 sizes,

HINGES

	Image	Product		Description
Lift-Off Hinges		S-6166-2		Stainless steel lift off hinge (Max. weight: 88lbs/pair)
		S-6173-5		Stainless steel lift off hinge (Max. weight: 110lbs/pair)

DRAWER SLIDES






















	Image	Product		Description
Full Extension		ESR-SC4513		Stainless steel soft-close slides; available in various lengths and load ratings.
		ESR-DC4513		Stainless steel slides; available in various lengths and load ratings.
		AR3		Aluminum slides; available in various lengths and load ratings.
3/4 Extension		ARL2-16		Thin profile aluminum mini slides; available in various lengths and load ratings.
		SCRW2		Thin profile, 2-way travel mini slides; available in various lengths and load ratings.
Guide Rails		MRS-15		Ultra mini guide lock and rail.

CATCHES & LATCHES

	Image	Product		Description
Hasps		HP-635 HP-645 HP-660		Stainless steel hasp with rating padlock eye; available in 3 sizes..
		HP-635S HP-645S HP-660S		316 stainless steel hasp with rotating padlock eye;
Magnetic Catches		MC-159SUS		Stainless steel, ultra thin neodymium magnetic catch (Max temp: 176° F).

	Image	Product		Description
Magnetic Catches		MC-JM45		Sealed neodymium magnetic catch, available in black and white.
		MC-MSH		Sealed neodymium magnetic catch.
		MC-YN005HP		Stainless steel, suitable for high temperature environments up to 250°C (482°F). Available in 4.4 and 11 lbs magnetic force.
Tension Catch		BCTS		316 Stainless steel tension catch Available in 3 sizes.
Lever Latch		LL-66S		316 Stainless steel lever latch..
Non-magnetic Touch Latches		MC-37		Push latch with strong retaining force and floating strike for easy adjustments, available in black, white and brown.
		ESN-195-3.1		Push latch with strong retaining force.
		MLC-100		Long stroke for large doors. Available in 2 colors.
Magnetic Touch Latches		ML-80		Eliminates the need for handles or knobs, available in black, white and brown.
Push Knob Latches		TLP		Holding force: 44 lbs. Push knob and base, available in 4 finishes.
		DPL		Holding force: 22 lbs. Available in 3 different bezel shapes and finishes.
Slam Latch		LC-48		Stainless steel flush mounted slam latch.
Bar Latch		BLL		Stainless steel spring loaded bar latch, Available in various sizes.
Slide Bar Latch		FL2		Stainless steel compact slide bolt.
		KR-50		Stainless steel slide bolt.

HANDLES, PULLS & KNOBS

	Image	Product		Description
Wire Pulls		SWP		316 Stainless steel wire pull ideal for harsh and highly corrosive environments, available in various sizes.
Folding Handles		HK		Stainless steel folding handle available in 3 different sizes.
Recessed Pulls		AT-100		Snap-in type recessed pull. Available in 3 colors.
		UT		Stainless steel recessed pull. Available in various sizes.
		HH-KP150		Stainless steel recessed pull.
Handles		ECH		Stainless steel handle available in 2 sizes
		MTH		Aluminum handle with different length options for various applications. Can be cut to custom fit applications.
		US-70M US-120M US-160M		Rubber grip allows for an easy and comfortable grip, lightweight design. Available in Satin and Mirror finish
		CJH		Available in 2 sizes and 6 color options that can be used to separate work processes or to warn of dangerous areas.
Knobs		RS-38/S		Lightweight stainless steel knob.
		RSS		Lightweight stainless steel knob, available in various sizes and finishes.
Hatch Pull		ST-90		T-handle designed hatch pull, available in 2 sizes.
		ST-100		Hook-designed hatch pull, available in 2 sizes.

DAMPERS

	Image	Product	Description
Torque Dampers		UDH	Compact designed torque damper, available in various specifications to support torque and application requirements.
Rotary Dampers		SRT	Special order one and two-way rotary dampers.
Disk Dampers		UDD	Disc-shaped damper featuring a narrow profile, excellent for food services environments.
		SDT	2-way disk damper
Door Closers		DC	Surface mounted wood or glass door soft-close catch and door closer.

BRACKETS

	Image	Product	Description
Heavy-Duty Folding Brackets		EB-303EP	12-1/32" Stainless steel folding bracket
		EB-200/EP	7-55/64" Stainless steel folding bracket
		EB-317/EP	12-31/64" Stainless steel folding bracket
		EBD	Soft close damper for EB brackets. Easily retrofitted on applications.
L Brackets		SU, SU-A	Stainless steel angle bracket for applications where corrosion is an issue. Available in various sizes and finishes.
		BT	Stainless steel BT Series (satin finish) Load capacity range: 33 lbs ~ 181 lbs/each
Shelf Standard		SPH-1820 SPH-5/15/20	Shelf standard and support system. Easy height adjustment for changing shelf level. Various shelf supports available.

LID SUPPORTS

	Image	Product	Description
Soft Down Stays		LADH-35/50	Soft-close to counter tops in restaurants, bars and reception desks to prevent slamming. Lift-Assist feature helps users lift countertop. Holds door open at 95 degrees.
		LAD-H	Heavy duty soft down damper. Ideal for bar top applications.
		HS	For downward-opening flap doors. Can be installed individually or in pairs. Non-Handed: Can be on left or right side.
		SDS	Compact designed 1-way rotary damper soft-down stay. Surface mounted for easy installation and available in various sizes and finishes for a multitude of applications.
		HDS-ARDC	Cabinet door closer utilizing Sugatsune's Lapcon dampening technology which provides smooth and soft closing feature to prevent doors from slamming shut.
		HDS-10	Heavy duty soft down stay designed to support up to 260 lbs-inch/pair of torque, can be used with concealed, piano or drop hinges (SDH-P).
		S-AT01, S-AT02 S-AT01S, S-AT02S	Back and side panel mounting, Spring mechanism assisting in lifting door and holds in open position. Can be used individually and in pairs.

HOOKS

	Image	Product	Description
Undermount Hooks		RF-50	Stainless steel, 360° rotating undermounted hook.
		HJ	Stainless steel undermount hook available in various sizes and finishes.
		UJ	Stainless steel, 360° rotating swing hook that features 180° swivel capability that allows this hook to be undermounted.
Swivel Hooks		JF-T	Stainless steel, 180° swivel hook with friction. Ideal for vibration or shock applications and available in 3 different sizes.
Small Hooks		FC	Stainless steel small hook; holds up to 26 lbs and available in Titanium.
		TY-30	Stainless Steel wire hook available in various sizes.

	Image	Product	Description
Small Hooks		HJT (black)	4mm thick stainless steel hook, available in 2 sizes and 2 finishes.
		EL-25,30	Stainless steel hook designed to hold up to 44 lbs. Available in 2 sizes.
Utility Hooks		JF Series	Large stainless steel utility hook. Available in 6 sizes. Load Capacity 22-48 lbs.
		JFT-180	Stainless steel utility hook designed for under-mount applications that can hold up to 33 lbs.
Double Hooks		EW-65E	Stainless steel double hook designed to hold up to 44 lbs.
Latch Hooks		EN-K	316 Stainless steel latch hook designed to keep items hooked and can hold up to 132 lbs.
		WH	Stainless steel hook. Keep items hooked, ideal for vibration or shock applications. Available in 2 sizes, 33 lbs load capacity.

LIDS & GROMMETS

	Image	Product	Description
Multi-Purpose Lids		AZ-GD231-HL	Rectangular stainless steel multi purpose lid w/ soft close. Available in various sizes.
		AD-GD	Round stainless steel multi purpose lid w/ soft close. Available in various sizes.
Multi-Purpose Grommets		AN-DH	Round stainless steel grommet. Available in various sizes and finishes.
		AN-KH	Square stainless steel grommet. Available in various sizes.
Ventilators		SAM	Round 0.4mm diameter mesh wired ventilator.
		SAD	Oblong 0.4mm diameter mesh wired ventilator.



Sugatsune specializes in designing and manufacturing high-quality component hardware crafted in stainless steel, aluminum, titanium and high performance plastics suitable for a wide range of applications. AS9120B and ISO:2015 certified, Sugatsune can provide many standard and customized product solutions to support designers and engineers in the restaurant industry to *connect* their creations.

Please visit our website at www.sugatsune.com to see a comprehensive list of our products in addition to having access to downloadable CAD files.

Headquarters

18101 Savarona Way
Carson, CA 90746
310-329-6373

Chicago Showroom

121 West Wacker Drive
Suite 1007
Chicago, IL 60601
312-461-1081

